

**INNOVATION IS A PRACTICE.
PRECISION IS A CULTURE.**



OMFURN INDIA LTD.




OMFURN INDIA LTD.

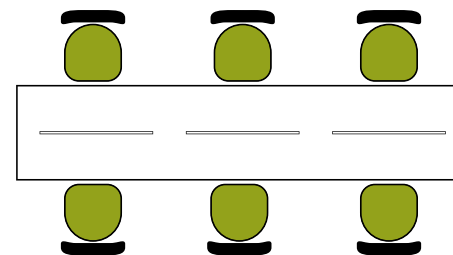
OMFURN was established in 1997 with the objective to manufacture modular furniture par excellence. OMFURN is one of the leading furniture manufacturing company from India. A name that defines quality and inspires immense goodwill among its esteemed clientele.

The factory at Umbergaon is spread over 1,10,000 sq. ft. built up area standing on 15,000 sq. mtrs. plot. We offer products that are designed to enhance the work ambience, keeping in mind social distancing and comfort of our clients. We have latest technology CNC wood working machines from Germany, Italy and Austria.

**YOUR SPACE IS DYNAMIC.
SHAPE IT AS YOU GO.**




1. 25 mm Thk Top - Pre-Lam Board,
Size - 1200 X 600 X 750 mm H
2. 30 mm Thk Partition, Size - 600 mm Ht / 1000 mm Ht
Colour Shades - ● Half White ● Grey
3. Soft Board / Glass
4. M S Leg, Size - 40 mm X 20 mm
Colour Shades - ● Half White ● Grey ● Black
5. Pedestal, Size - 400 mm W X 450 mm D X 600 mm H



Linear - Workstation Plan

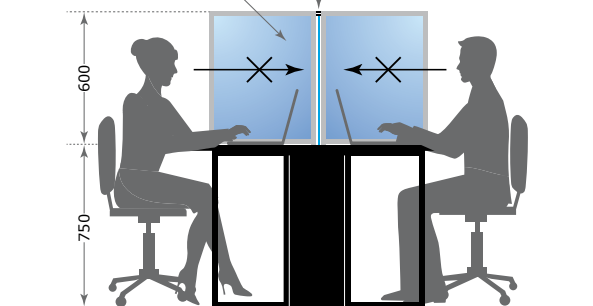
CONVERTING EXISTING WORKSTATION INTO NEW WORKSTATION DUE TO PANDEMIC.



Existing workstation

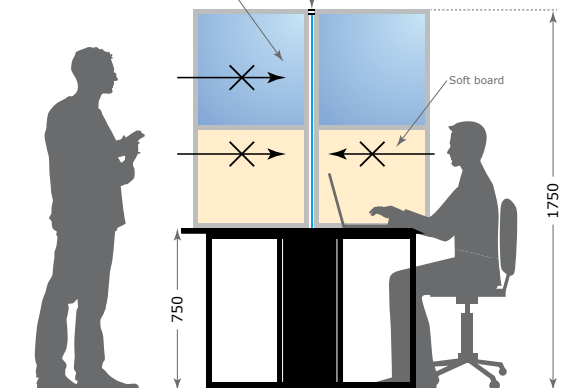
Increase in partition height -
Helps in no direct contact
with the person sitting in front.

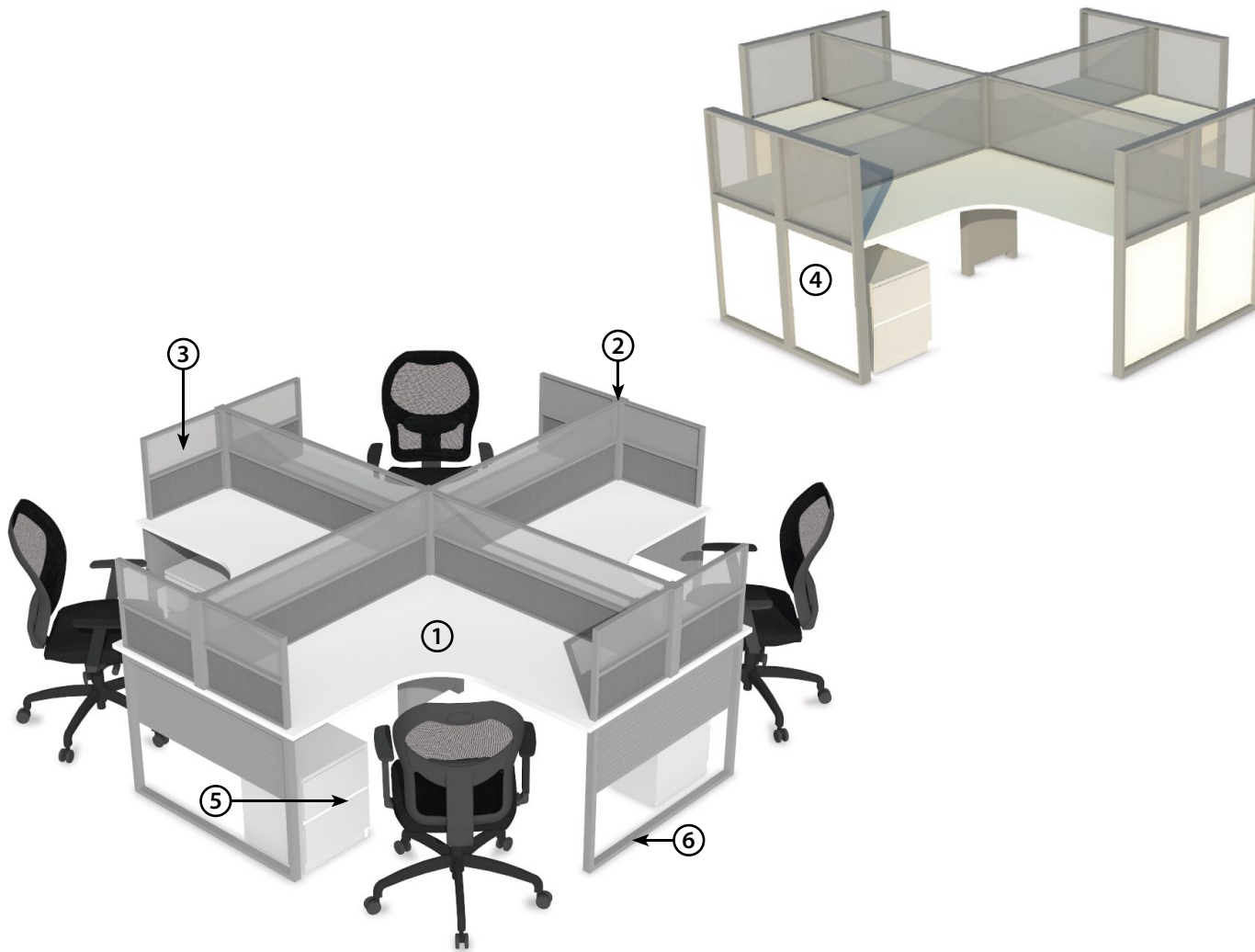
30 mm partition
with 4 mm glass



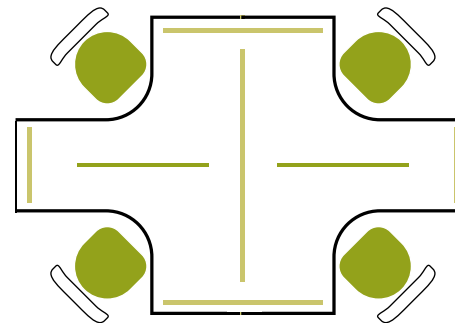
Increase in partition height - Helps
in no direct contact with the person
sitting as well as standing in front.

30 mm partition
with 4 mm glass



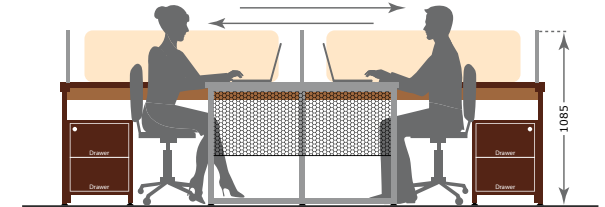


1. 25 mm Thk Top - Pre-Lam Board,
Size - 1500 mm X 1200 mm X 1200 mm H
2. 30 mm Thk Partition, Size - 600 mm Ht / 1000 mm Ht
Colour Shades - ● Half White ● Grey
3. Soft Board / Glass
4. Modular Partion , 30 mm Thk. , Size - 1200mm H
5. Pedestal, Size - 400 mm W X 450 mm D X 600 mm H
6. M S Leg, Size - 40 mm X 20 mm
Colour Shades - ● Half White ● Grey ● Black

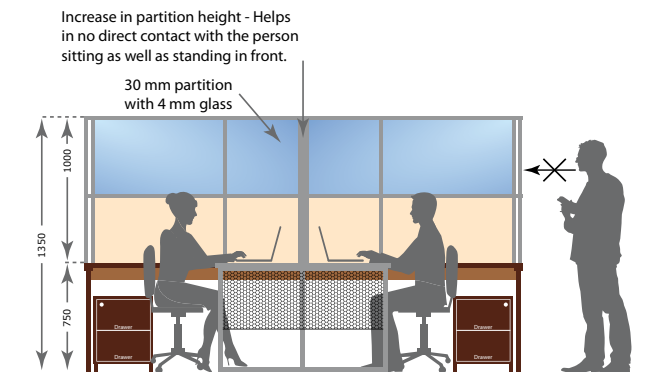
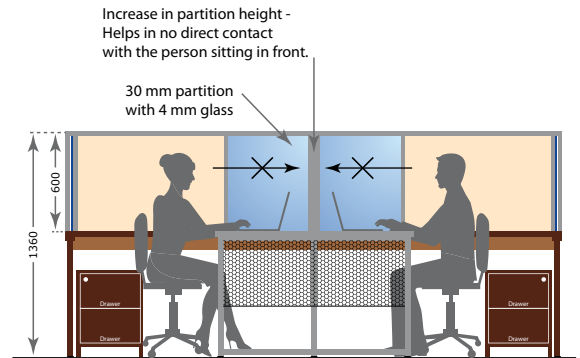


L - Shape - Workstation Plan

CONVERTING EXISTING WORKSTATION INTO NEW WORKSTATION DUE TO PANDEMIC.

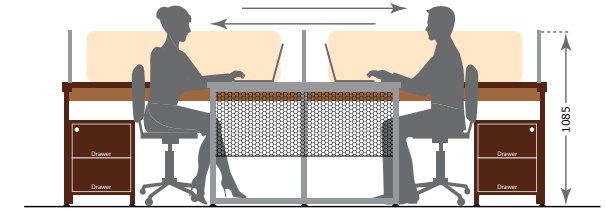


Existing workstation






CONVERTING EXISTING WORKSTATION INTO NEW WORKSTATION DUE TO PANDEMIC.



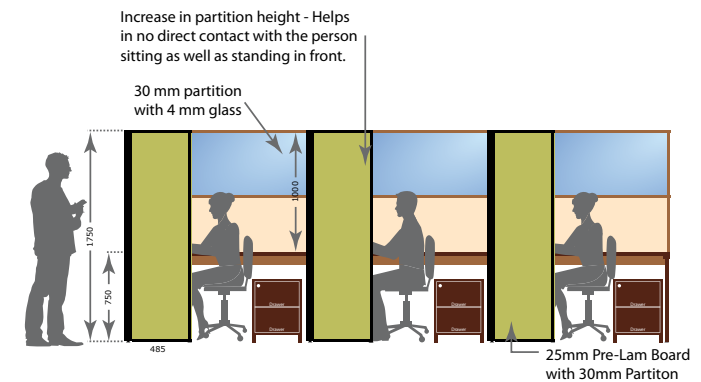
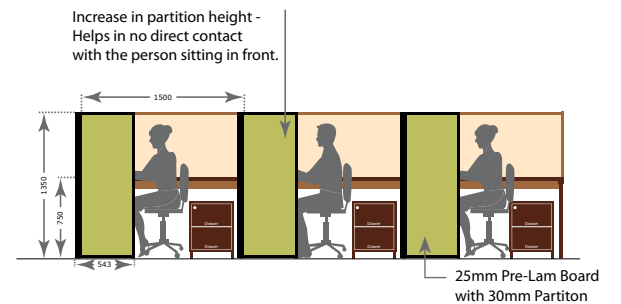
Existing workstation



1. 25 mm Thk Top - Pre-Lam Board, Size - 1500 mm X 1200 mm X 750 mm H
2. 30 mm Thk Partition 2 Tition, Size - 600 mm Ht / 1000 mm Ht
Colour Shades ● Half White ● Grey
3. Soft Board / Glass
4. 25 mm Thk Pre-Lam Board
5. Pedestal, Size - 400 mm W X 450 mm D X 600 mm H



Plan



Storage Units

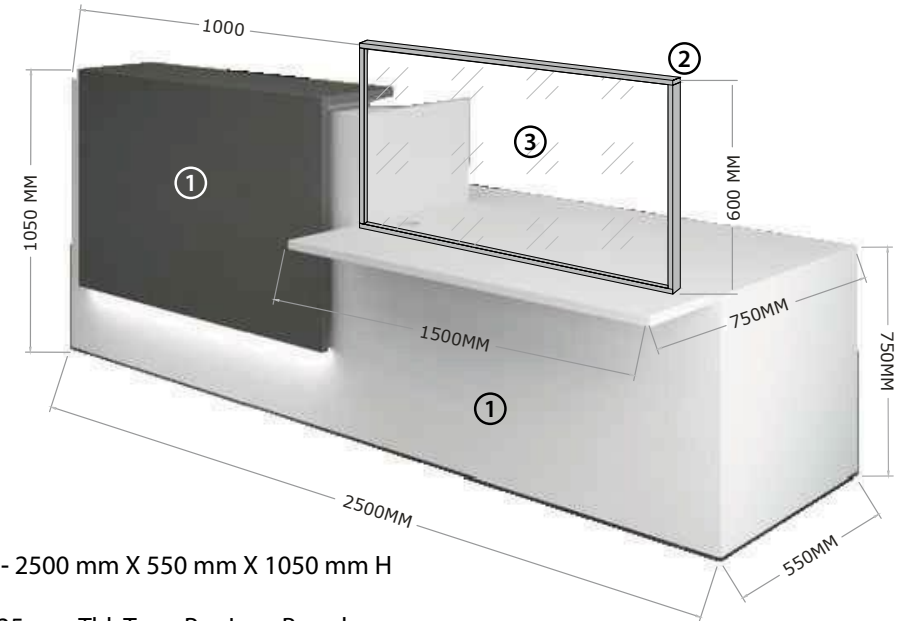


18 mm Thk Pre-Lam Board - Size - 1200 mm X 450 mm X 1500 mm H



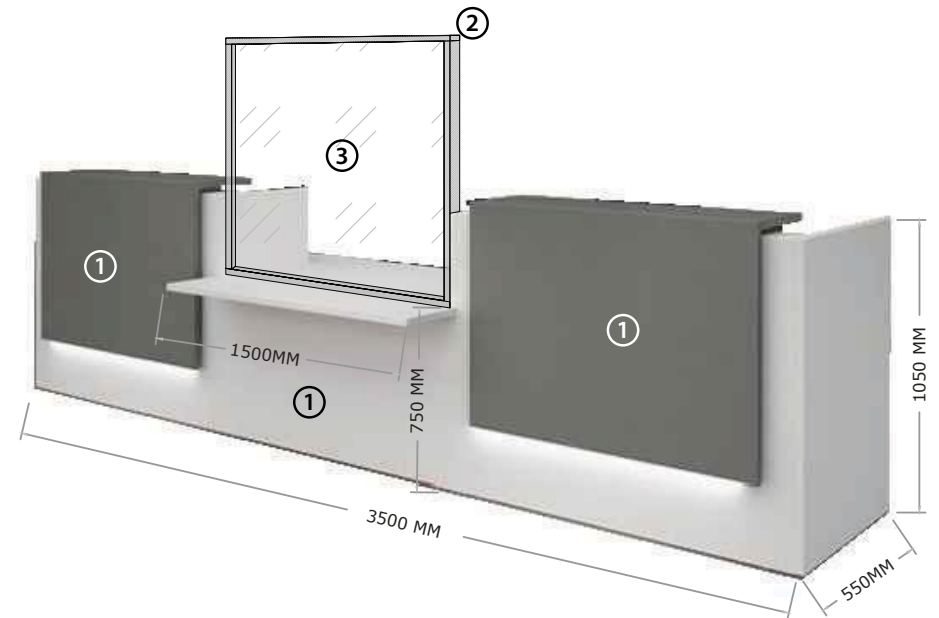
18 mm Thk Pre-Lam Board - Size - 3600 mm X 450 mm X 750 mm H
Size - 3600 mm X 450 mm X 1200 mm H

Reception Table





Size - 2500 mm X 550 mm X 1050 mm H

1. 25 mm Thk Top - Pre-Lam Board.
2. 30 mm Thk Partition Tition - Size - 600 mm Ht / 1000 mm
Colour Shades ● Half White ● Grey
3. Clear Glass



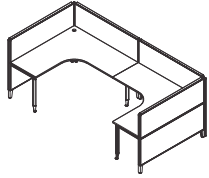
Size - 3500 mm x 550 mm x 1050 mm H

Our Completed Projects



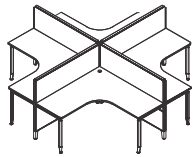
Partition and Desking

62/62 Partition



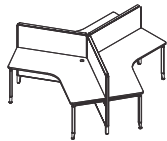
Panel based 'C' Cluster

L1 - 1200 / 1350 / 1500 / 1650 / 1800
L2 - 1200 / 1350 / 1500 / 1650 / 1800
D1 - 525 / 600 / 750
D2 - 525 / 600 / 750
HT - 900 / 1050 / 1200 / 1350 / 1500 / 1650



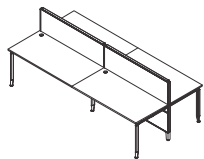
Panel based '+' Cluster

L1 - 1200 / 1350 / 1500 / 1650 / 1800
L2 - 1200 / 1350 / 1500 / 1650 / 1800
D1 - 525 / 600 / 750
D2 - 525 / 600 / 750
HT - 900 / 1050 / 1200 / 1350 / 1500 / 1650



Panel based 120° Cluster

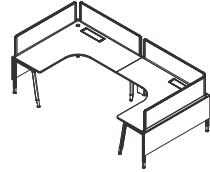
L1 - 900 / 1050 / 1200 / 1350
L2 - 900 / 1050 / 1200 / 1350
D1 - 525 / 600 / 750
D2 - 525 / 600 / 750
HT - 900 / 1050 / 1200 / 1350 / 1500 / 1650



Panel based Linear Cluster

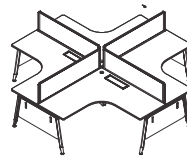
L1 - 900 / 1050 / 1200 / 1350 / 1500 / 1650 / 1800
D1 - 525 / 600 / 750
HT - 900 / 1050 / 1200 / 1350 / 1500 / 1650

Desking



Desking 'C' Cluster

L1 - 1200 / 1350 / 1500 / 1650 / 1800
L2 - 1200 / 1350 / 1500 / 1650 / 1800
D1 - 525 / 600 / 750
D2 - 525 / 600 / 750
HT - 1050 / 1140 / 1200



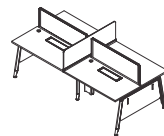
Desking '+' Cluster

L1 - 1200 / 1350 / 1500 / 1650 / 1800
L2 - 1200 / 1350 / 1500 / 1650 / 1800
D1 - 525 / 600 / 750
D2 - 525 / 600 / 750
HT - 1050 / 1140 / 1200



Desking 120° Cluster

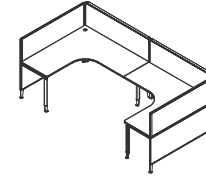
L1 - 900 / 1050 / 1200 / 1350
L2 - 900 / 1050 / 1200 / 1350
D1 - 525 / 600 / 750
D2 - 525 / 600 / 750
HT - 1050 / 1140 / 1200



Desking Linear Cluster

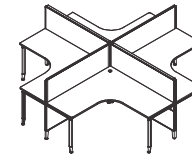
L1 - 900 / 1050 / 1200 / 1350 / 1500 / 1650 / 1800
D1 - 525 / 600 / 750
HT - 1050 / 1140 / 1200

62/62 Partition



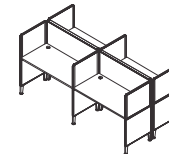
Panel based 'C' Cluster

L1 - 1200 / 1350 / 1500 / 1650 / 1800
L2 - 1200 / 1350 / 1500 / 1650 / 1800
D1 - 525 / 600 / 750
D2 - 525 / 600 / 750
HT - 900 / 1050 / 1200 / 1350 / 1500 / 1650



Panel based '+' Cluster

L1 - 1200 / 1350 / 1500 / 1650 / 1800
L2 - 1200 / 1350 / 1500 / 1650 / 1800
D1 - 525 / 600 / 750
D2 - 525 / 600 / 750
HT - 900 / 1050 / 1200 / 1350 / 1500 / 1650



Panel based Linear Cluster

L1 - 900 / 1050 / 1200 / 1350 / 1500 / 1650 / 1800
D1 - 525 / 600 / 750
HT - 900 / 1050 / 1200 / 1350 / 1500 / 1650



Manufacturing unit at Umbergaon, Gujarat.

Our Esteemed Clients



OMFURN INDIA LIMITED

Maker of state-of-the art Modular Furniture

ISO 9001:2015 | ISO 14001:2015 | ISO 45001:2018 Certified

Regd. Office: 109, Gundecha Industrial Complex, Akurli Road, Kandivali (E), Mumbai-400101, Maharashtra.

T: 022 4210 8900 | **M:** +91 9820520026 / +91 9833122847

E: omfurn@omfurnindia.com | **W:** www.omfurnindia.com

